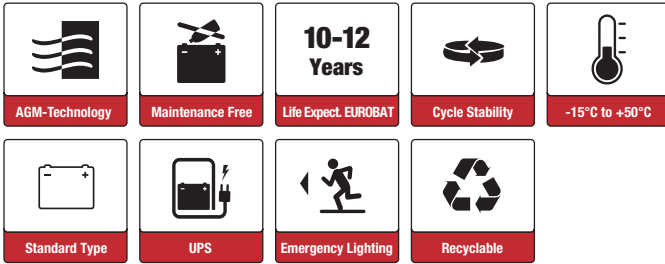




SBL7.2-12L (12V7.2Ah)



Applications

- Uninterruptable Power Supply (UPS)
- Electric Power System (EPS)
- Emergency backup power supply
- Emergency light
- Railway signal
- Alarm and security system
- Communication power supply
- DC power supply

Certificates



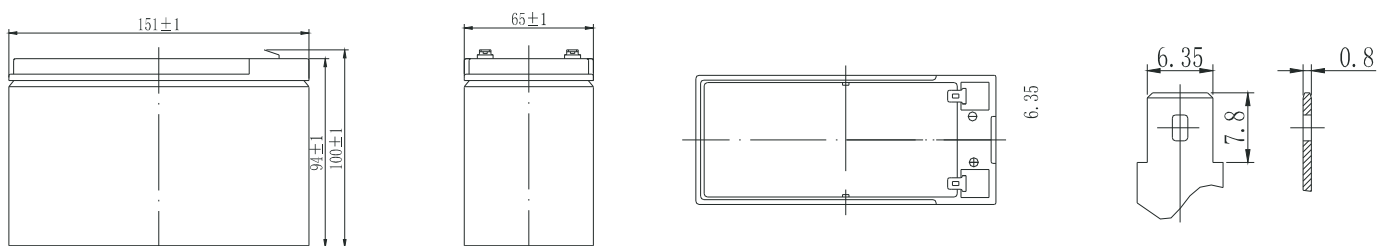
Specifications

Nominal Voltage	12V	Operating Temp. Range	Discharge: -20~50°C
Nominal Capacity	7.2Ah (C ₂₀ 10.5V)		Charge: -10~50°C
Approx. Weight	2.20kg		Storage: -20~50°C
Terminal	T2	Cycle Use	Initial Charging Current less than 2.88A.
Container Material	ABS UL94 HB/UL94 V0		Voltage 14.4V~14.7V at 20°C.
Rated Capacity (20°C)	7.2Ah/0.36A, 20hr, 10.5V		Temperature Coefficient -30mV/°C
	6.9Ah/0.69A, 10hr, 10.5V	Standby Use	Initial Charging Current less than 2.88A.
	6.4Ah/0.80A, 8hr, 10.5V		Voltage 13.38V~13.8V at 20°C Temp.
	5.6Ah/0.1.16A, 5hr, 10.5V		Temperature Coefficient -20mV/°C
	5.07Ah/1.69A, 3hr, 10.5V	Capacity affected by Temp.	40°C 103%
	4.8Ah/4.8A, 1hr, 9.6V		25°C 100%
Max. Discharge Current	105A (5s)		0°C 86%
Internal Resistance / Impedance (1kHz)	Approx. 28mΩ	Self Discharge	SSB batteries may be stored for up to 6 months at 20°C and then a freshening charge is required. For higher temperatures the time interval will be shorter.
Nominal Oper. Temp. R.	20±3°C	Life Expectancy	10-12 years according to EUROBAT

Dimensions

■ T2 Terminal

Unit: mm | Dimensions: 151 Length X 65 Width X 94 Height (100 Height incl. Terminal)



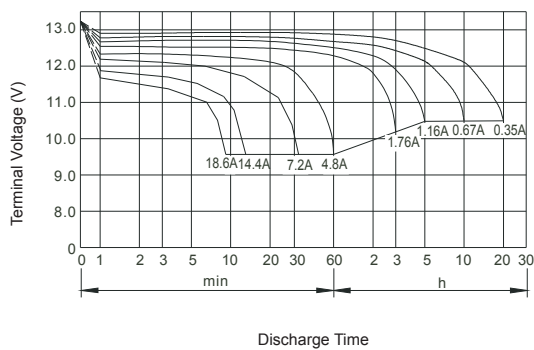
Constant Current Discharge (Amperes) at 20°C

End Point	5min	10min	15min	30min	1h	1.5h	3h	5h	8h	10h	20h
1.60V/cell	30.0	18.8	15.3	8.50	4.80	3.54	1.88	1.25	0.85	0.71	0.38
1.65V/cell	28.4	17.9	14.6	8.15	4.63	3.54	1.82	1.20	0.83	0.70	0.38
1.70V/cell	26.8	17.0	13.9	7.86	4.44	3.28	1.76	1.16	0.81	0.70	0.37
1.75V/cell	25.2	16.0	13.2	7.56	4.25	3.15	1.69	1.12	0.8	0.69	0.36
1.80V/cell	23.5	15.1	12.5	7.18	4.04	3.15	1.64	1.10	0.78	0.67	0.35

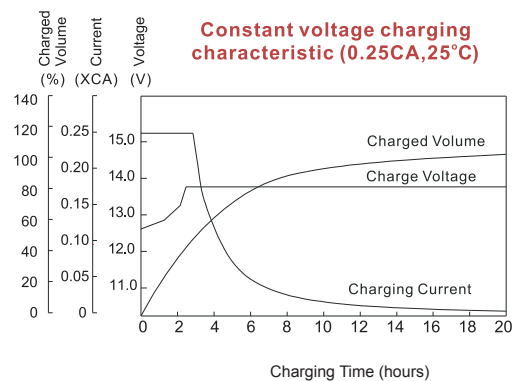
Constant Power Discharge (Watts/cell) at 20°C

End Point	5min	10min	15min	30min	45min	1h	1.5h	2h	3h	5h	8h
1.60V/cell	53.3	35.8	28.1	15.5	11.8	9.30	6.8	5.13	3.68	2.38	1.26
1.65V/cell	50.7	34.0	27.0	14.9	11.3	8.90	6.6	5.02	3.59	2.34	1.24
1.70V/cell	48.1	32.2	25.9	14.3	10.8	8.53	6.3	4.89	3.49	2.30	1.22
1.75V/cell	45.6	30.4	24.8	13.7	10.4	8.28	6.1	4.73	3.38	2.25	1.19
1.80V/cell	43.1	28.6	23.8	13.2	10.0	7.90	5.9	4.58	3.27	2.19	1.16

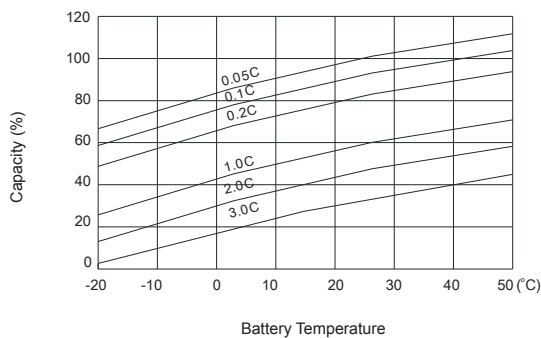
Discharge Characteristics



Float Charging Characteristics



Temperature Effects in Relation to Battery Capacity



Effect of Temperature on Long Term Float Life

